



REFERRAL DISPATCH

FALL 2010
VOLUME 2, NUMBER 4

A QUARTERLY NEWSLETTER FOR REFERRING VETERINARIANS

GUEST SPEAKERS AT PVSEC

Thanks to the support of Pfizer Animal Health, PVSEC will host two continuing education events in October 2010. The first talk, to be held on **Wednesday, October 13, 2010**, will be open to veterinary technicians and veterinarians. The lecture, titled "Physical Rehabilitation in General Practice" will be presented by Kimberly Em Knap, Certified Veterinary Technician and Certified Canine Rehabilitation Practitioner, and will focus on common therapeutic exercises and their clinical applications. Dr. George Rodgers, Specialty Hospital Liaison with Pfizer Animal Health will contact local general practitioners in an effort to survey the injuries and conditions of most interest to them. Ms. Knap will then incorporate the results of the survey into her discussion of specific therapeutic exercises.

The following week, on **Tuesday, October 19, 2010**, Pfizer will again sponsor a guest speaker at PVSEC: Dr. David Martin, Senior Veterinary Specialist with Pfizer's Anesthesiology, Sedation and Pain Management team. Dr. Martin's presentation, "Pain Management: Physiologic and Pharmacologic Considerations" (also known as "Happy or Hurting Patients: Which Ones Do You Have in Your Hospital?") will be a 2-hour presentation for veterinarians. Attendees for this meeting are asked to arrive earlier for registration and dinner: 6:15 PM as opposed to the usual 6:30 PM. At press time, RACE-credit for this presentation is pending.

At press time, we are awaiting board approval for a lecture presented by PVSEC's new radiation oncologist, Dr. Koichi Nagata. On **Tuesday, November 30, 2010**, Dr. Nagata will discuss the types of cases that are well-indicated for radiation therapy, pros/cons of radiation therapy and briefly touch on the process of referring cases to the PVSEC Cancer Center.

Please contact Andie Furda at afurda@pvs-ec.com or 412-348-2564 with any questions or suggestions regarding continuing education events at PVSEC.

UPCOMING EVENTS

October 13, 2010 7:00 – 9:00 PM

"Physical Rehabilitation in General Practice"
Presented by Kimberly Em Knap, BS, CVT, CCRP
(2.0 hours CVT / DVM PA-State board CE credit)

October 19, 2010 7:00* – 9:00 PM

"Pain Management: Physiologic and Pharmacologic Considerations"
Presented by David Martin, DVM, DACVA (2.0 hours DVM CE credit—Pending RACE approval)

November 30, 2010 7:00 – 8:00 PM

"Basics of Radiation Therapy"
Presented by Koichi Nagata, DVM, DACVR (Radiation Oncology) (1.0 hour RDVM CE credit—Pending PA-State Board Approval)



**REFERRAL
DISPATCH**

807 Camp Horne Road
Pittsburgh, PA 15237
412-366-3400
Fax 412-366-3489

Editor

Andie Furda
PVSEC Project Manager

Contributors

**Cancer Center Opening
November 2010**

Sherwood Johnson, DVM,
DACVIM—PVSEC Internal
Medicine

**PVSEC-PetsDx-Pittsburgh
Zoo Collaboration**

John T. Payne, DVM, MS,
DACVS—PVSEC Surgery;
Christine Wilson,
RT(R(CT/MR))—PetsDx
Veterinary Imaging; Gerald
Frye, VMD—PetsDx
Veterinary Imaging;
Lindsay Brown—PVSEC
Surgery (photos)

**ACAF Fundraiser: "It's
Vegas Baby...Ante Up for
Animal Care"**

Michele Bozic, Program
Director – Animal Care &
Assistance Fund

CANCER CENTER OPENING NOVEMBER 2010

The PVSEC will host an open house for local veterinarians on **Saturday, November 13, 2010 from 4:00-7:00 PM**, during which there will be tours of the newly completed radiation oncology wing and an opportunity to meet PVSEC radiation oncologist, Dr. Koichi Nagata. Dr. Nagata will head the radiation therapy service and will manage clinical radiation treatments beginning in November. Dr. Nagata received his residency training at the University of Missouri and recently passed his exams to become a board-certified specialist in radiation oncology.

With the addition of the radiation oncology service, PVSEC will offer the coordination of surgical, chemotherapeutic, immunologic, and radiation-based therapies to allow the most comprehensive treatment possible for veterinary cancer patients in Western Pennsylvania. No more need to travel to Columbus and leave a pet for treatment . . . if it has cancer, PVSEC can help!

Please feel free to stop in at the Radiation Oncology Open House, or call our hospital 412-366-3400 to schedule a tour of the new radiation oncology wing.

NEW VETERINARIANS WITH PVSEC EMERGENCY

The PVSEC emergency service has seen an expansion in doctors and staff recently, including Drs. Sarah Clay, Amy R. Hoffman and Bridget Urie. Dr. Sarah Clay joined PVSEC Emergency in 2010, after completing a Small Animal Rotating Medicine and Surgical internship at North Carolina State University. Prior to this year-long internship, Dr. Clay attained her Doctor of Veterinary Medicine degree from the University of Georgia. Her clinical interests include cardiology, emergency medicine and critical care.

Dr. Amy R. Hoffman is originally from Western New York and completed her pre-veterinary studies in anthropology and biology at SUNY Buffalo. During that time, she started her career in veterinary emergency medicine as an assistant at an after-hours emergency clinic in Buffalo. She then moved to Long Island and worked as an emergency veterinary technician for over 5 years, before attending Ross University and graduating with her DVM in 2002. Since graduation, Dr. Hoffman has worked at several veterinary emergency clinics from Long Island to Las Vegas. In July 2010, Dr. Hoffman accepted a full-time position at PVSEC and moved her family from Las Vegas to Pittsburgh, PA.

Dr. Bridget Urie will be working part-time with the PVSEC Emergency Service while she completes a medical oncology residency at the Ohio State University. Prior to beginning her oncology residency, Dr. Urie also completed a small animal rotating internship at the Ohio State University. Before moving to Columbus, OH, Dr. Urie received her Doctor of Veterinary Medicine degree from Auburn University in 2008. Her clinical interests include oncology, hematology, immune-mediated disease and emergency medicine.

PVSEC WEBSITE CHANGES

The PVSEC website will feature several new links to make it easier to keep up with current events at our hospital. The start page now has a link directly to our hospital's Facebook fan page, which features some current cases, interesting pet health-related information and PVSEC news. There are also new links to pages: Events, PVSEC News and About PVSEC; and a Radiation Oncology department page will be added soon.

PVSEC-PETSDX-PITTSBURGH ZOO COLLABORATION

On September 22, 2010, PVSEC and PetsDx provided assistance with diagnosing the cause of chronic congestion experienced by “Kecong,” an 11-year old Pittsburgh Zoo and PPG Aquarium-owned orangutan. Drs. Stephanie James and Ginger Takle (Pittsburgh Zoo staff veterinarians), Dr. Joe Rossi (a human pulmonary and critical care specialist), Dr. John Payne (PVSEC surgeon and Pittsburgh Zoo Board member), and Dr. Gerald Frye (PetsDx medical director) collaborated to provide additional Computed Tomography (CT) imaging of the orangutan’s sinuses and respiratory tract.



“Kecong” arrived at PVSEC under general anesthesia in a van filled with portable medical equipment and Pittsburgh Zoo veterinary staff. Additional staff and a camera crew also arrived at PVSEC to assist with the planned CT scan and document the procedure. Transporting the 65kg (143-pound) anesthetized patient from the van to the PVSEC first floor treatment area to prepare for the CT was the next challenge, requiring the assistance of 4 people to carry the soft-sided gurney.

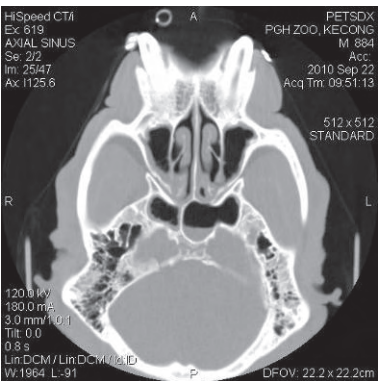


Once “Kecong” was in the PVSEC treatment area, blood needed to be drawn and an IV had to be placed prior to moving him again to the PetsDx CT room, across the hall from the surgical treatment area. He was then positioned in the CT scanner, again with the help of several veterinary technicians and doctors.

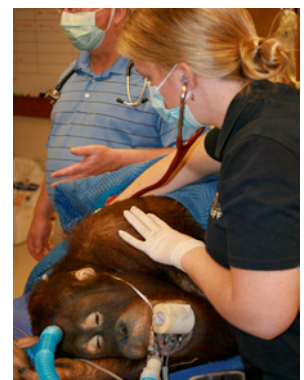
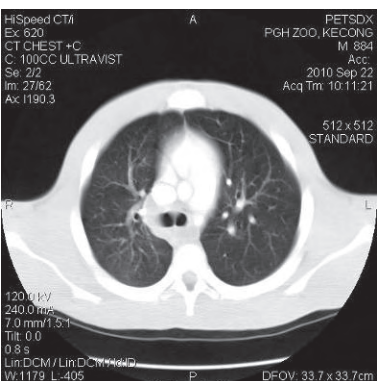


A PetsDx CT technician then prepared to administer the non-ionic, iodinated contrast injection to give better definition to the structures to be imaged.

The images of the “Kecong’s” sinuses and lungs were then sent to a human radiologist for review, who concluded that the likely cause of “Kecong’s” congestion was bilateral maxillary sinusitis, sphenoid sinusitis and bilateral mastoiditis related to otitis media.



During the orangutan’s visit at PVSEC, the staff and doctors intently watched as the orangutan was treated, and often remarked on the unusual sight of such a patient in a facility more accustomed to helping much smaller companion animals.



Pittsburgh Veterinary
Specialty & Emergency Center
807 Camp Horne Road
Pittsburgh, PA 15237

PRESORTED
STANDARD
U.S. POSTAGE PAID
CRANBERRY TWP., PA
16066
PERMIT NO. 393

WELCOME
TO A *Fabulous*
VEGAS NITE
PNC PARK

ANTE UP FOR ANIMAL CARE

Benefits the Animal Care & Assistance
Cancer Care and Oral Care Funds

Table Games *Bingo* *Entertainment*

Hors d'oeuvres and Cash Bar **Fabulous Prizes and Auctions** **Elvis & Vegas Show Girls**

Tickets are only \$75 Per Person

Order by calling 412-348-2588 or www.animalcarefund.org

PNC PARK Trib Total Media Hall of Fame Club

ANIMAL CARE & ASSISTANCE FUND
The Benevolent Extension of Pittsburgh Veterinary Specialty & Emergency Center

PVSEC
Pittsburgh Veterinary Specialty & Emergency Center

REVEST PROPERTIES

Animal Dental Clinic of Pittsburgh, LLC Dr. Krista Marotta DVM MSWCS